

# 1. EXERCÍCIOS E MELODIAS INICIAIS

---

## Exercício inicial N°1 (mão direita) – Marcelo MELLO

mão direita: 1 - 2                      1 - 2                      1 - 2...  
                  2 - 3                      2 - 3                      2 - 3...  
                  3 - 4                      3 - 4                      3 - 4...  
                  4 - 5                      4 - 5                      4 - 5...

First system of musical notation for the first exercise. Treble clef, 3/4 time signature. The right hand plays a sequence of quarter notes: C4, D4, E4, F4, G4, A4, B4, C5. The left hand has whole rests.

Second system of musical notation for the first exercise. Treble clef, 3/4 time signature. The right hand plays a sequence of quarter notes: D4, E4, F4, G4, A4, B4, C5, B4, A4, G4, F4, E4, D4. The left hand has whole rests.


2 - 1                      2 - 1                      2 - 1...  
3 - 2                      3 - 2                      3 - 2...  
4 - 3                      4 - 3                      4 - 3...  
5 - 4                      5 - 4                      5 - 4...

Third system of musical notation for the first exercise. Treble clef, 3/4 time signature. The right hand plays a sequence of quarter notes: B4, A4, G4, F4, E4, D4, C4, B3, A3, G3, F3, E3, D3, C3. The left hand has whole rests.


Fourth system of musical notation for the first exercise. Treble clef, 3/4 time signature. The right hand plays a sequence of quarter notes: B3, A3, G3, F3, E3, D3, C3, B2, A2, G2, F2, E2, D2, C2. The left hand has whole rests.

---


**Exercício inicial Nº2 (mão esquerda) – Marcelo MELLO**



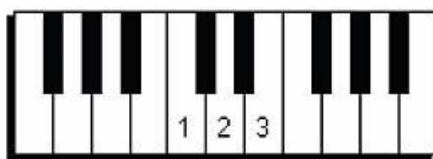
mão esquerda: 2 - 1                    2 - 1                    2 - 1...  
3 - 2                    3 - 2                    3 - 2...  
4 - 3                    4 - 3                    4 - 3...  
5 - 4                    5 - 4                    5 - 4...



1 - 2                    1 - 2                    1 - 2...  
2 - 3                    2 - 3                    2 - 3...  
3 - 4                    3 - 4                    3 - 4...  
4 - 5                    4 - 5                    4 - 5...



Tocar as melodias a seguir com as duas mãos, anotando as mudanças de digitação.



dedos da mão direita

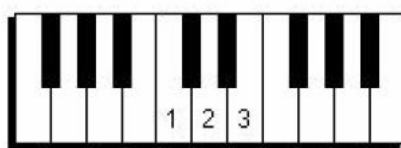


## Hot Cross Buns

First Pieces

Arr: Gilbert DeBenedetti

Musical notation for "Hot Cross Buns" in 4/4 time. The first line shows the melody with lyrics "Hot cross buns, Hot cross buns," and fingerings 3, 2, 1, 3, 2, 1. The second line continues the melody with fingerings 1, 2, 3, 2, 1.



Right hand fingers

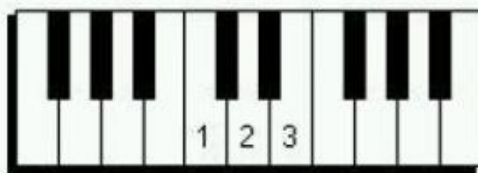


## Mary Had a Little Lamb

First Pieces

Arr: Gilbert DeBenedetti

Musical notation for "Mary Had a Little Lamb" in common time. The first line shows the melody with lyrics "Ma - ry had a lit - tle lamb, lit - tle lamb, lit - tle lamb," and fingerings 3, 2, 1, 2, 3, 2, 3. The second line continues the melody with lyrics "Ma - ry had a lit - tle lamb it's fleece was white as snow." and fingerings 3, 2, 1, 2, 3, 2, 2, 3, 2, 1.



dedos da mão direita



# Au Clair de la Lune

*By the Silv'ry Moonlight*  
First Pieces

Arr: Gilbert DeBenedetti

1 2 3 2 1 3 2 2 1  
Au clair de la lu - ne, mon a - mi Pier - rot,  
By the sil - v'ry moon - light, my dear friend Pier - rot,

1 2 3 2 1 3 2 2 1  
Pre - te moi ta plu - me pour e - crire un mot.  
May I have your pen to write my love a note.

.....  
*Melodia em La menor – Marcelo MELLO*



## Les Cloches Debutant

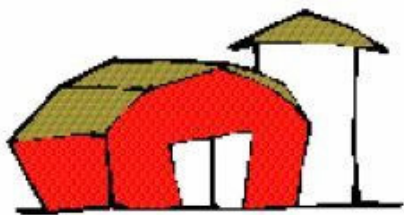
Lentement

Arr: Gilbert DeBenedetti

The first system of musical notation for 'Les Cloches'. It consists of a grand staff with a treble clef on the upper staff and a bass clef on the lower staff. The time signature is common time (C). The melody in the treble clef starts with a quarter note G4, followed by a quarter note A4, and then a quarter note B4. Above the first two notes are the numbers '2' and '3' respectively. The lyrics 'Or - lé - ans,' are written below the first two notes. The melody continues with a quarter note C5, a quarter note D5, and a quarter note E5. The lyrics 'Beau - gen - cy,' are written below these three notes. The melody concludes with a quarter note F5, a quarter note G5, and a quarter note A5. The lyrics 'No - tre Da - me' are written below these three notes. The bass staff contains a single half note G3, which is sustained throughout the system.

*toujours avec pedal! <sup>2</sup>*  
*(with pedal throughout!)*

The second system of musical notation for 'Les Cloches'. It consists of a grand staff with a treble clef on the upper staff and a bass clef on the lower staff. The time signature is common time (C). The melody in the treble clef starts with a quarter note B4, followed by a quarter note C5, and then a quarter note D5. The lyrics 'de Cle - ry,' are written below these three notes. The melody continues with a quarter note E5, a quarter note F5, and a quarter note G5. The lyrics 'Ven - dō - me,' are written below these three notes. The melody concludes with a quarter note A5, a quarter note B5, and a quarter note C6. The lyrics 'Ven - dō - me.' are written below these three notes. The bass staff contains a single half note G3, which is sustained throughout the system. There are numbers '3' and '2' written below the bass staff at the end of the system.



# Old MacDonald Had a Farm

Primer Level

os dois polegares no Do central

Arr: Gilbert DeBenedetti

Musical notation for the first system of "Old MacDonald Had a Farm". The treble clef staff contains the melody with lyrics: "Old Mac-Don - ald had a farm, E I E I O, And". The bass clef staff contains the accompaniment. Fingerings are indicated: 1 for the first note, 4 for the fourth note, 3 for the eighth note, and 4 for the final note.


Musical notation for the second system of "Old MacDonald Had a Farm". The treble clef staff contains the melody with lyrics: "on that farm he had a cow, E I E I O.". The bass clef staff contains the accompaniment. Fingerings are indicated: 4 for the fourth note and 3 for the eighth note.

Musical notation for the third system of "Old MacDonald Had a Farm". The treble clef staff contains the melody with lyrics: "Moo moo here, moo moo there, ev' - ry where a moo moo,". The bass clef staff contains the accompaniment.

Musical notation for the fourth system of "Old MacDonald Had a Farm". The treble clef staff contains the melody with lyrics: "Old Mac - Don - ald had a farm, E I E I O.". The bass clef staff contains the accompaniment. Fingerings are indicated: 4 for the fourth note and 3 for the eighth note.

# London Bridge

## Primer Level



Arr: Gilbert DeBenedetti

2

Lon - don Bridge is fall - ing down, Fall - ing down, Fall - ing down,

2 3 2

Detailed description: This system of musical notation is for the first system of the piece. It consists of a grand staff with a treble clef and a bass clef. The time signature is common time (C). The melody is written in the treble clef and consists of quarter notes. The lyrics are written below the treble clef. The bass clef part consists of single notes in the bass line. There are fingerings indicated: a '2' above the first measure, and '2', '3', and '2' below the bass line notes in the second, third, and fourth measures respectively.

2

Lon - don Bridge is fall - ing down, My fair la - dy.

2 3 2 4

Detailed description: This system of musical notation is for the second system of the piece. It consists of a grand staff with a treble clef and a bass clef. The time signature is common time (C). The melody is written in the treble clef and consists of quarter notes. The lyrics are written below the treble clef. The bass clef part consists of single notes in the bass line. There are fingerings indicated: a '2' above the first measure, and '2', '3', '2', and '4' below the bass line notes in the second, third, fourth, and fifth measures respectively.



# The Chimes

Primer Level

Arr: Gilbert DeBenedetti

3 1 2 2

Hear the bells ring, Hear how they chime,

1

3 2

What news they bring, They tell the time.

2 1

One, Two, Three.

1